

Iraq: CCCM Mosul Camps New Arrivals Monitoring

from January to June 2018



CCCM CLUSTER



Total newly arrived IDP families

10,891

50 % in secondary displacement***

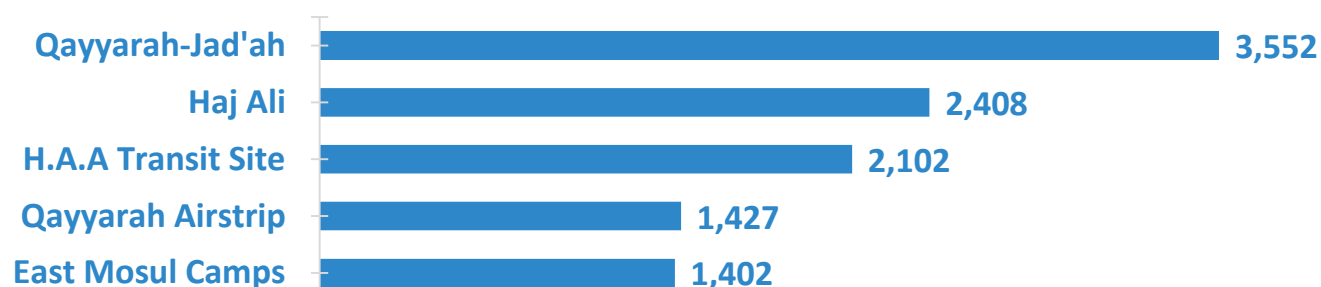


Total newly arrived IDP families in June

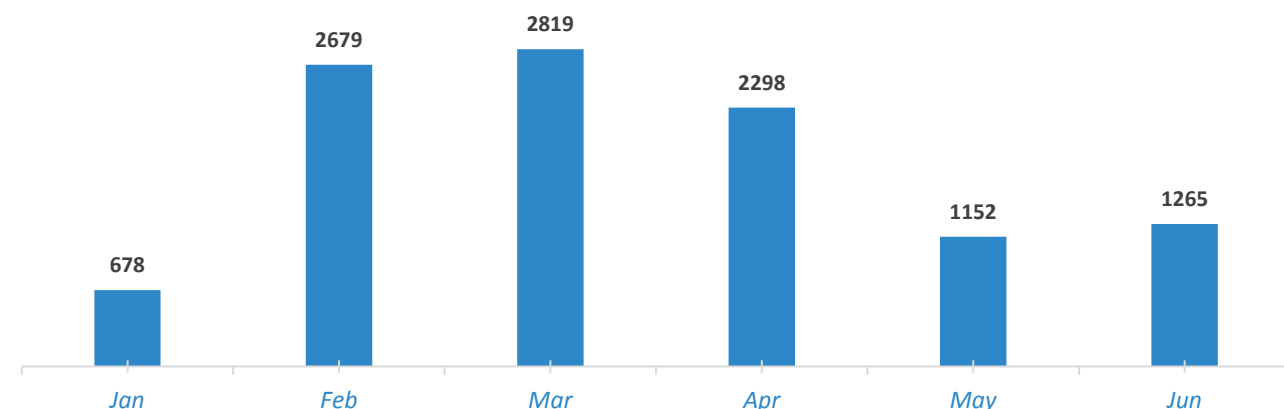
1,265

54 % in secondary displacement in June

Newly arrived IDP families per site*



Newly arrived IDP families by Month



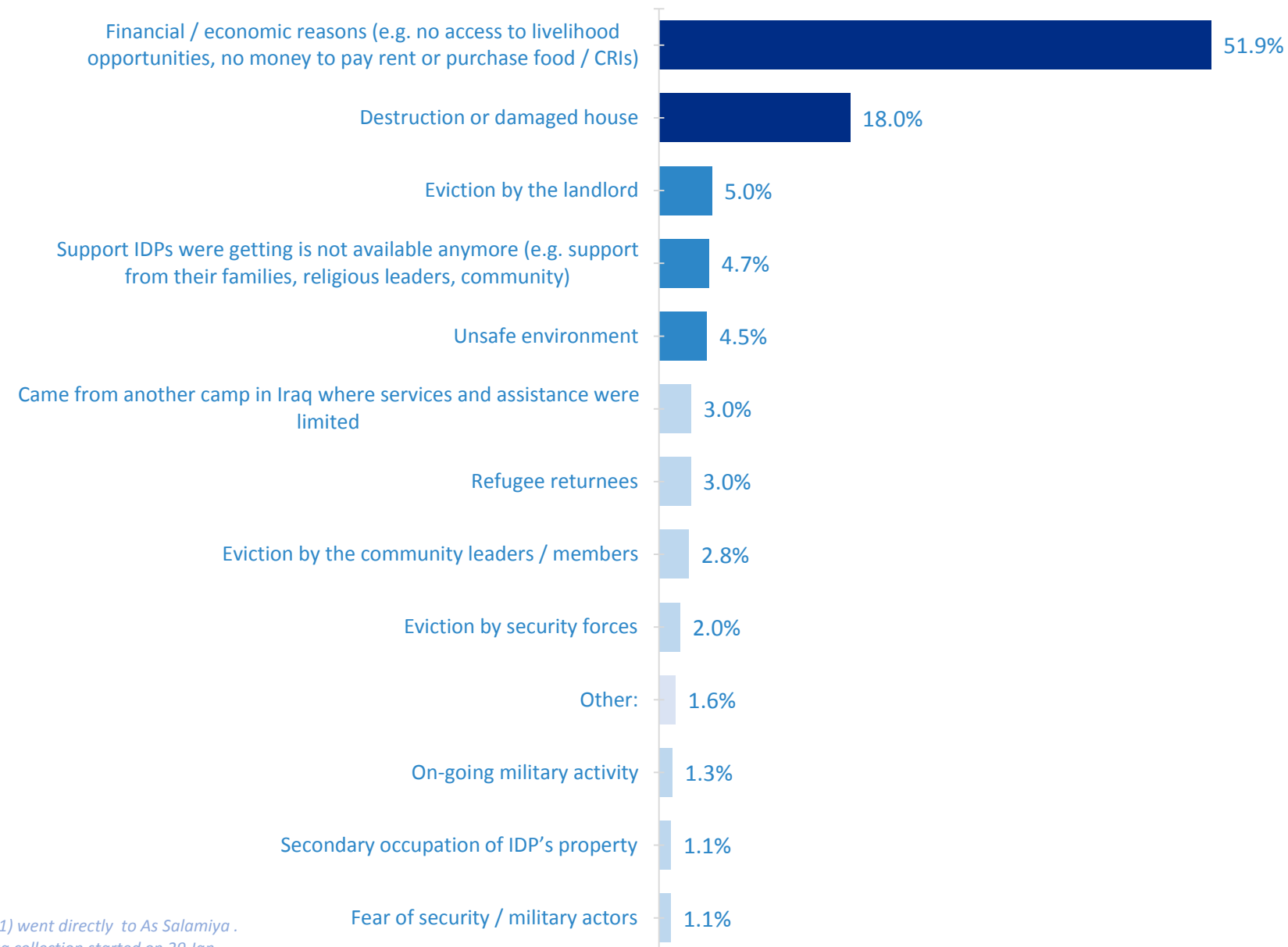
* H.A.A Transit Site is receiving new arrivals for the following camps: Hamam Al Alil 1 & 2, As Salamiyah, & Nimrud. Some families(34 out of 1001) went directly to As Salamiya.

Due to missing submissions this document may change based on latest reports. For East Mosul Camps (Hasansham U2 & U3, & Khazer M1) data collection started on 29 Jan.

** IDP families can provide several reasons for displacement.

***Of newly arrived IDP families as of 25 March 2018.

Reasons for displacement to camps**



Top 3 reasons for displacement per site**

H.A.A Transit Site		Haj Ali		Qayyarah Airstrip		Qayyarah-Jad'ah		East Mosul Camps	
Financial / economic reasons (e.g. no access to livelihood opportunities, no money to pay)	43%	Financial / economic reasons (e.g. no access to livelihood opportunities, no money to pay)	72%	Financial / economic reasons (e.g. no access to livelihood opportunities, no money to pay)	57%	Financial / economic reasons (e.g. no access to livelihood opportunities, no money to pay)	39%	Financial / economic reasons (e.g. no access to livelihood opportunities, no money to pay)	57%
Destruction or damaged of the house	19%	Destruction or damaged of the house	17%	Refugee returnees	20%	Destruction or damaged of the house	17%	Destruction or damaged of the house	28%
Support IDPs were getting is not available anymore (e.g. support from their families, religious)	9%	Eviction by the community leaders / members	3%	Came from another camp in Iraq where services and assistance were limited	8%	Eviction by the landlord	9%	Support IDPs were getting is not available anymore (e.g. support from their families, religious)	5%